

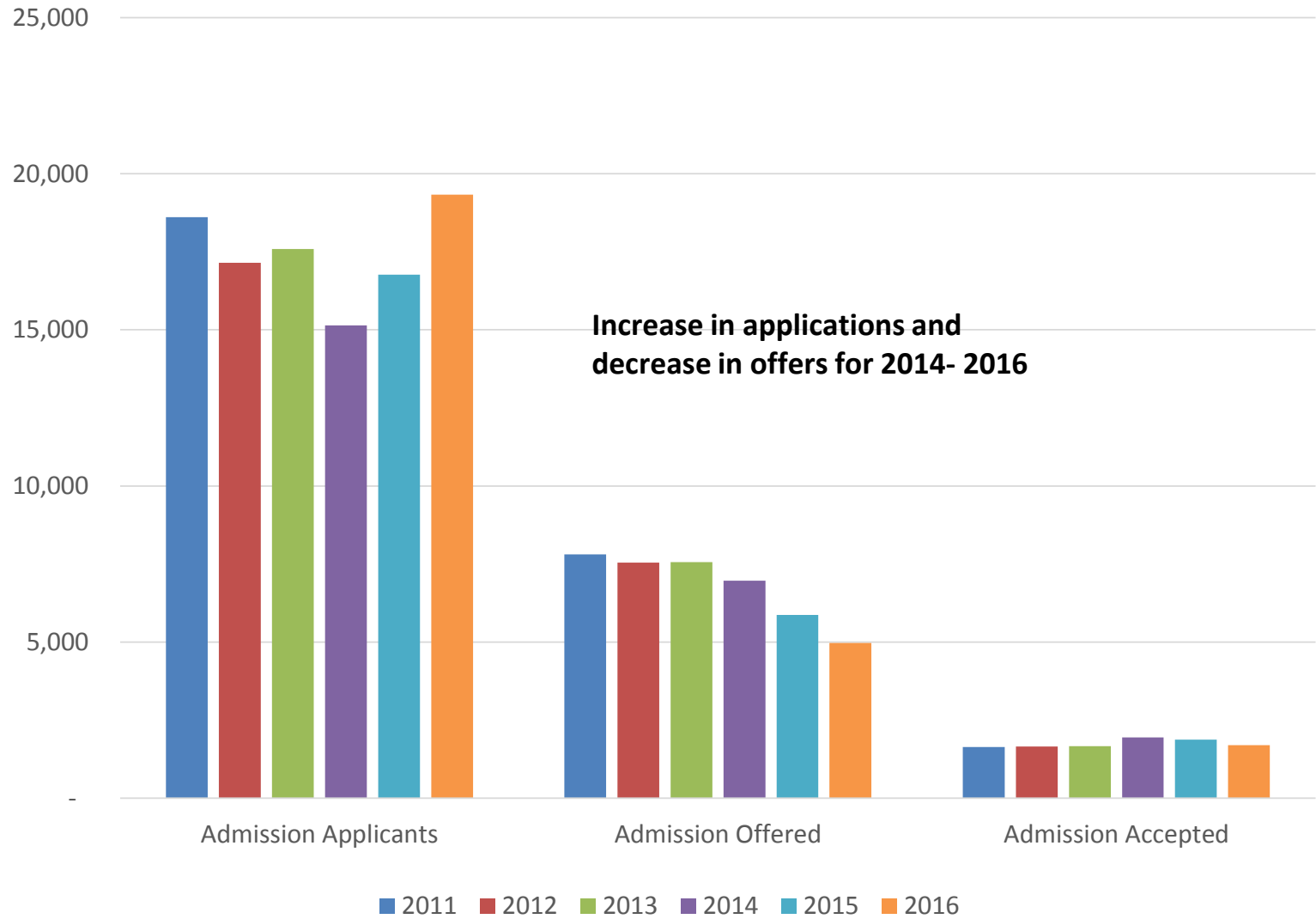
AU Housing Summary - Fall 2016

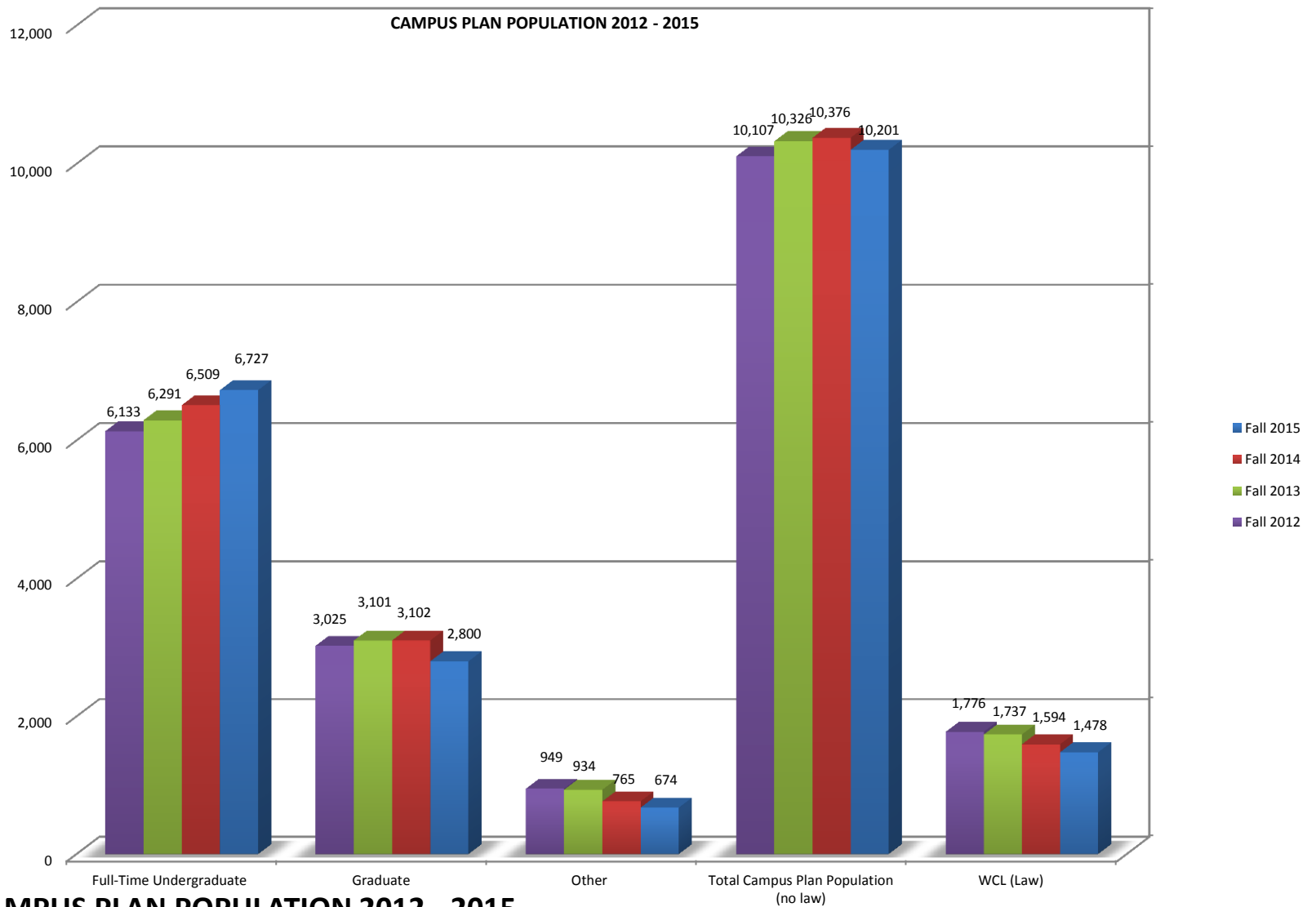
	Fall 2016
Existing Capacity	3,549
Changes	
<i>Discontinue Tenley</i>	(497)
<i>Nebraska Hall Addition</i>	150
<i>North Hall</i>	360
<i>East Campus</i>	
Net New On-Campus	13
Triples	330
University Provided Off-Campus 1	240
New Capacity	4,132
F/T Undergraduate Enrollment 2	6,730
F/T Percent UG Housed On-Campus	58%
F/T Percent UG Housed AU-Provided	61%

1 Berkshire Apts. - Master Lease

2 Projected

Admission History

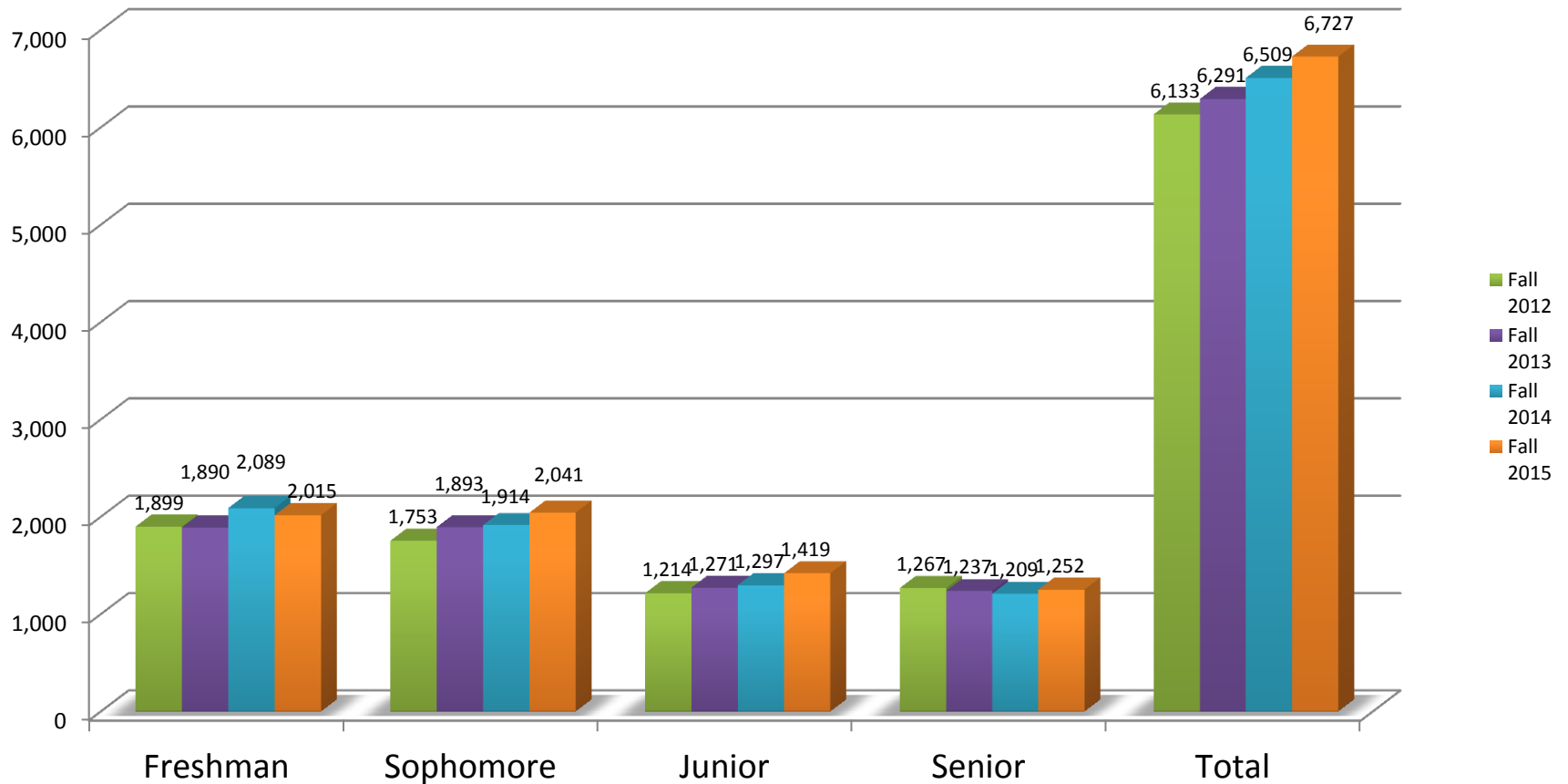




CAMPUS PLAN POPULATION 2012 - 2015

	Fall 2012	Fall 2013	Fall 2014	Fall 2015
Full-Time Undergraduate	6,133	6,291	6,509	6,727
Graduate	3,025	3,101	3,102	2,800
Other	949	934	765	674
Total Campus Plan Population (no law)	10,107	10,326	10,376	10,201
Washington College of Law - WCL (Law)	1,776	1,737	1,594	1,478

Full-Time Undergraduate Students by Class 2012-2015



FULL-TIME UNDERGRADUATE STUDENTS BY CLASS 2012 - 2015

Student Enrollment Load	Student Enrollment Class	Fall 2012	Fall 2013	Fall 2014	Fall 2015
	Freshman	1,899	1,890	2,089	2,015
Sophomore	1,753	1,893	1,914	2,041	
Junior	1,214	1,271	1,297	1,419	
Senior	1,267	1,237	1,209	1,252	
Total	6,133	6,291	6,509	6,727	