

# Computer Science At-A-Glance

Factsheet Fall 2023

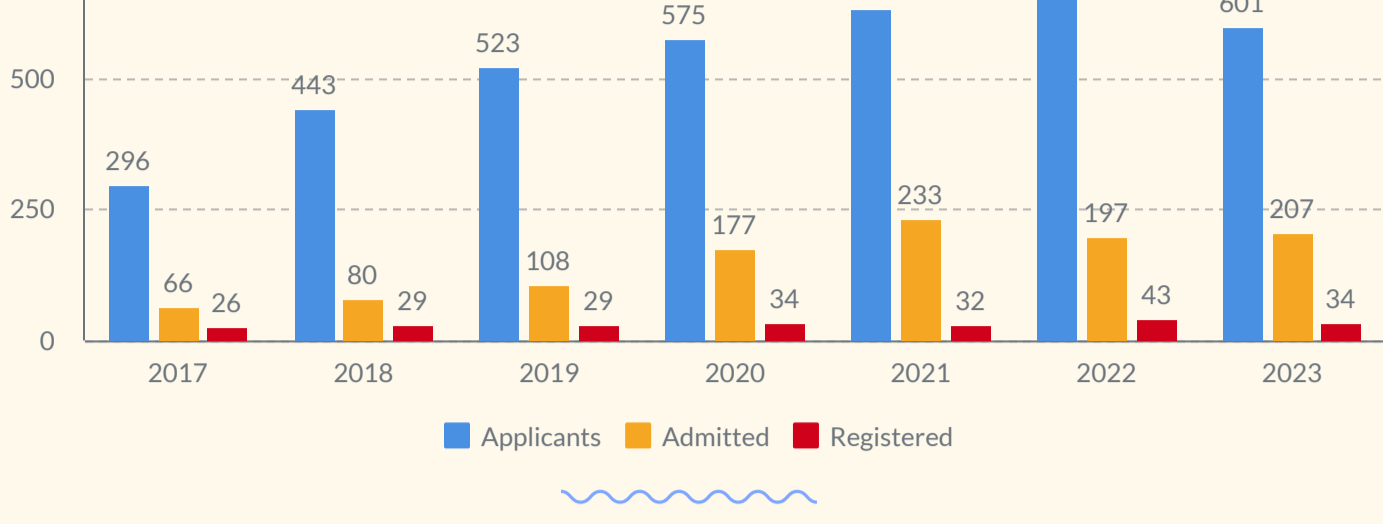
This report was prepared by:

Office of Institutional Research & Assessment

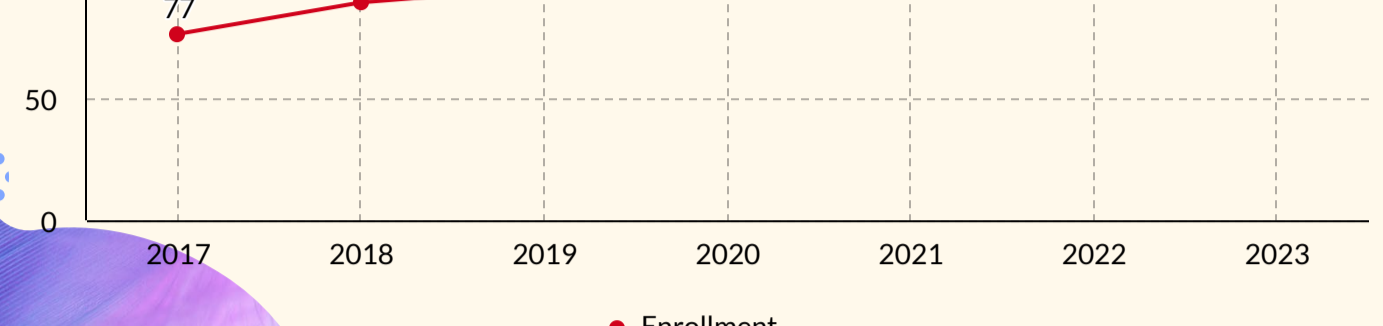
<https://www.american.edu/provost/oir/a/>

## Undergraduate

### Undergraduate Admissions

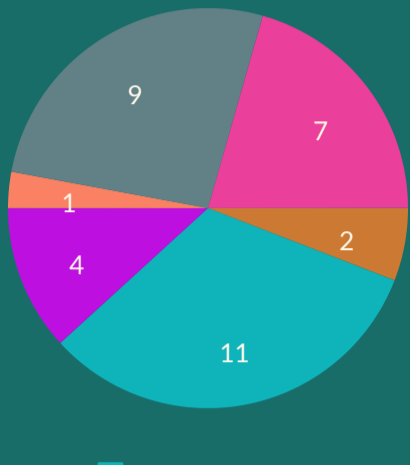


### 7-year Bachelor's Enrollment Trend

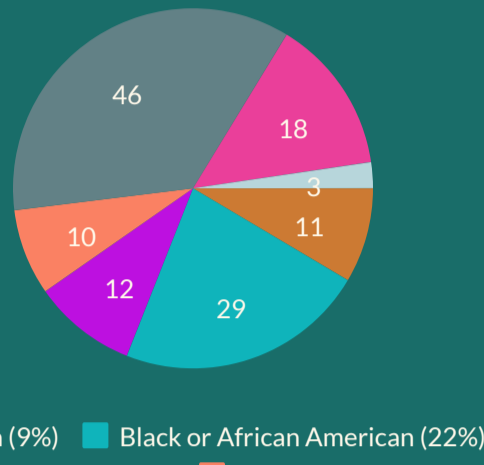


### Undergraduate Race and Ethnicity

#### First-year



#### Overall

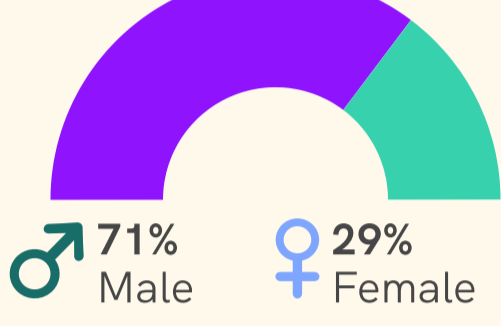


Asian (6%) Black or African American (32%)  
Hispanic/Latino (12%) Multiracial (3%)  
White (26%) International (21%)

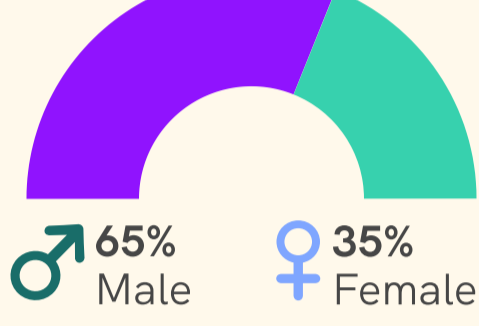
Asian (9%) Black or African American (22%)  
Hispanic/Latino (9%) Multiracial (8%)  
White (36%) International (14%)  
Not Reported (2%)

### Undergraduate Students Gender

#### First-year

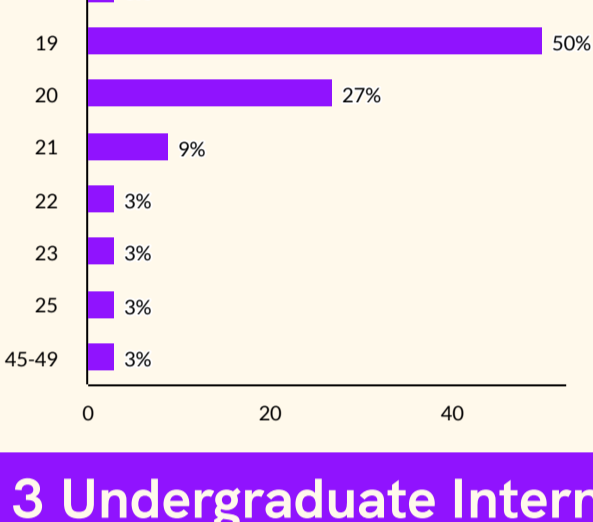


#### Overall

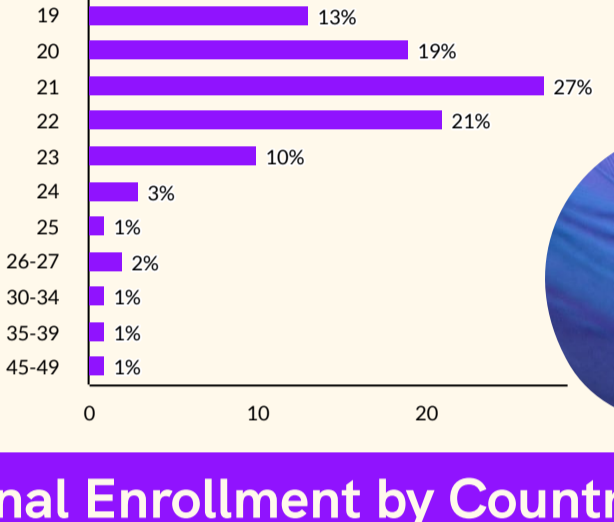


### Students By Age

#### First-year



#### Overall



### Top 3 Undergraduate International Enrollment by Country



#### CAS

1. China (87)  
2. Vietnam (5)  
3. UAE (4)

#### Computer Science

1. China (9)  
2. Japan (2)  
2. Saudi Arabia (2)  
3. Brazil (4)  
3. Japan (4)

### Undergraduate Domestic Student Enrollment by Top 3 States

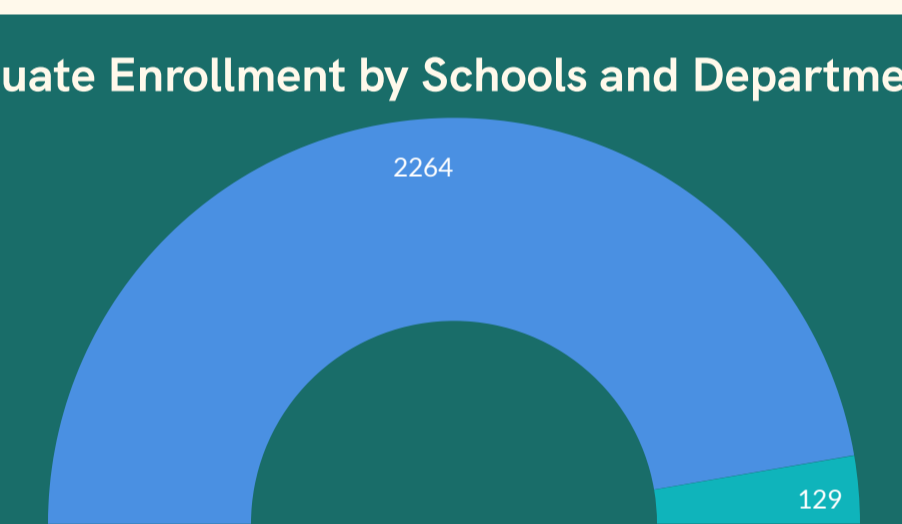
#### First-year

1. District of Columbia (5)  
1. Maryland (5)  
2. Virginia (3)

#### Overall

1. Maryland (20)  
2. District of Columbia (15)  
3. Virginia (12)

### Undergraduate Enrollment by Schools and Department (2023)



### Top 5 CAS Undergraduate Majors in 2023

1. Psychology (339)  
2. Biology (189)  
3. Computer Science (125)  
4. Economics (123)  
5. History (116)

### Retention Rate & Graduation Rate

#### 1-Year Retention Rate: Full-Time First-Years

79%

• 2022 Incoming Cohort: 34  
• Returned Fall 2023: 27

#### 6-Year Graduation Rate: Full-Time First-Years

79%

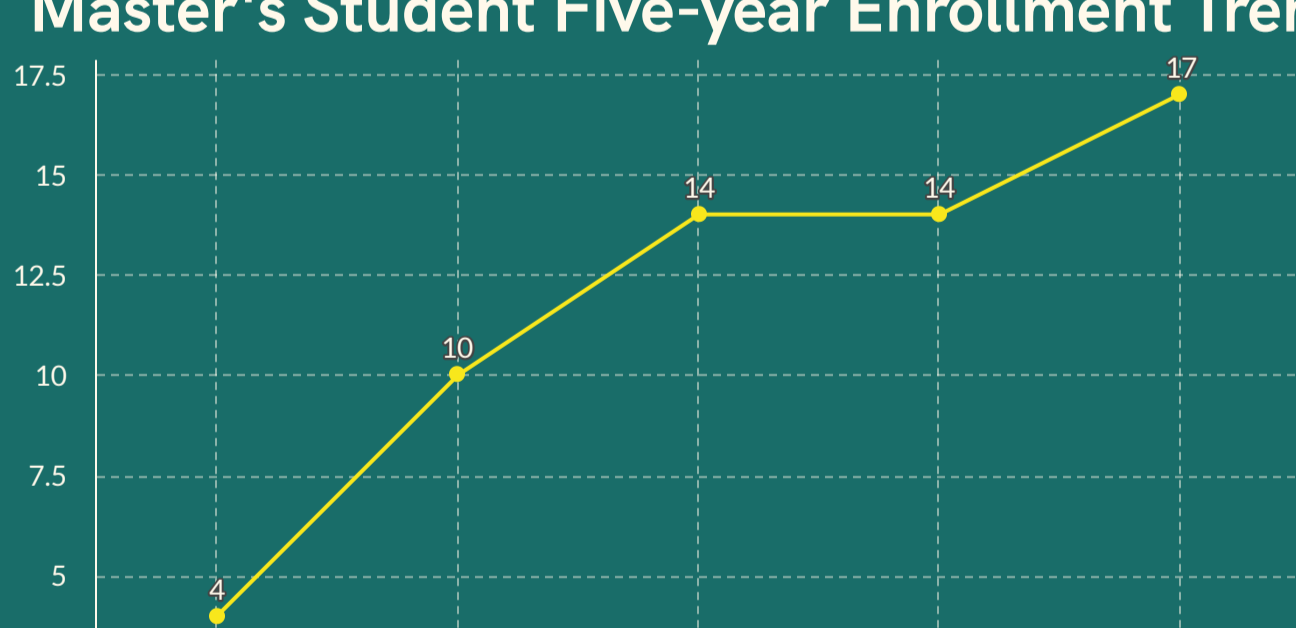
• 2017 Incoming Cohort: 19  
• Graduated in 6 Years: 15

## Master's Student

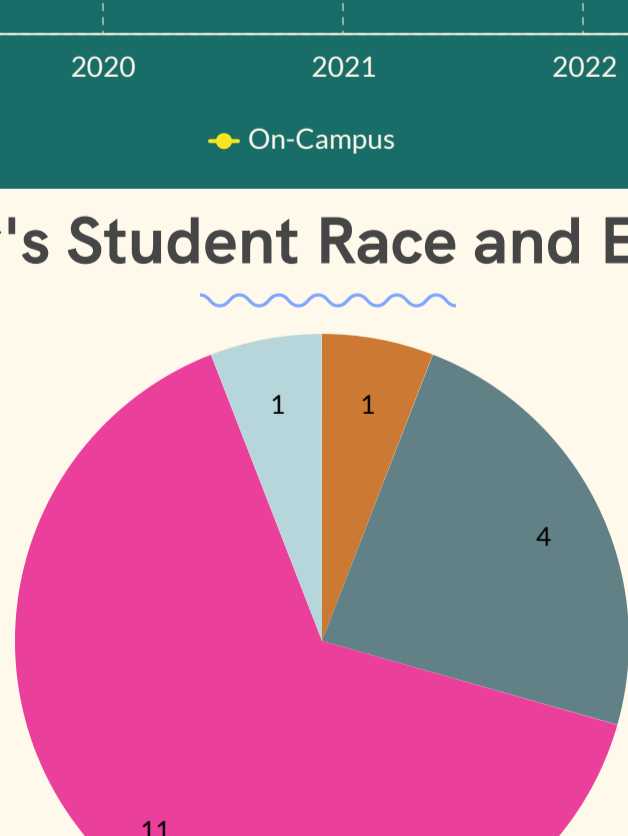
Fall 2023 New Enrolled Student: **10**

Fall 2023 Total Enrolled Student: **17**

### Master's Student Five-year Enrollment Trend

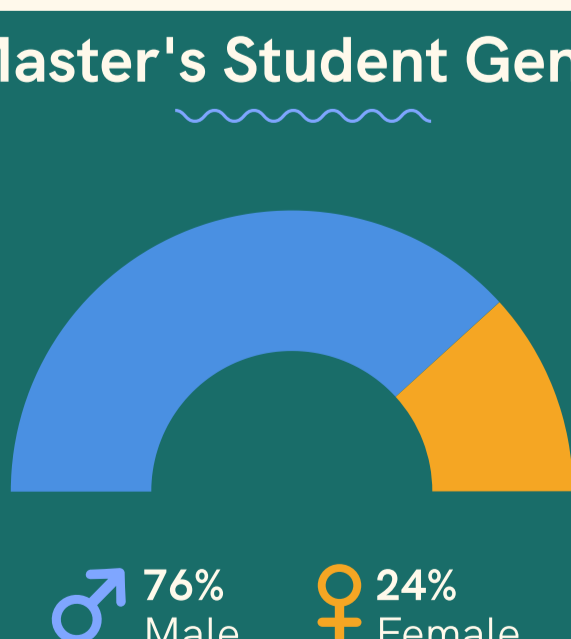


### Master's Student Race and Ethnicity

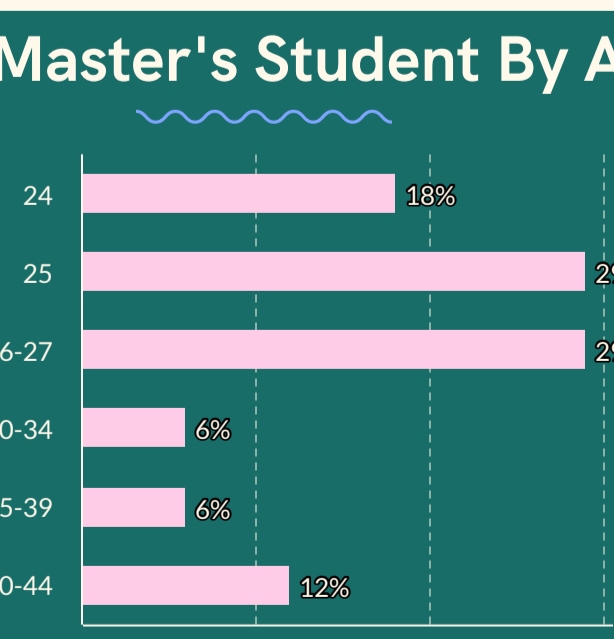


Asian (6%) White (24%) International (65%) Not Reported (6%)

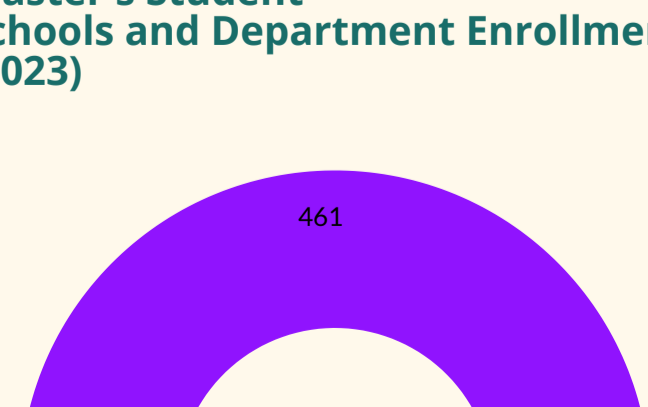
### Master's Student Gender



### Master's Student By Age



### Master's Student Schools and Department Enrollment (2023)



### CAS Master's Top 5 Face-to-Face Majors in 2023

1. Data Science (53)  
2. Psychology (37)  
3. Creative Writing (32)  
4. History (29)  
5. Arts Management (24)

### CAS Master's Top 3 Online Majors in 2023

1. Nutrition Education (47)  
2. Economics (18)  
3. Data Science (9)

Questions? Contact us!

[oir@american.edu](mailto:oir@american.edu)

Source: Academic Data Reference Book. Data reported elsewhere in AU's internal dashboards and reports may not match data reported here.