

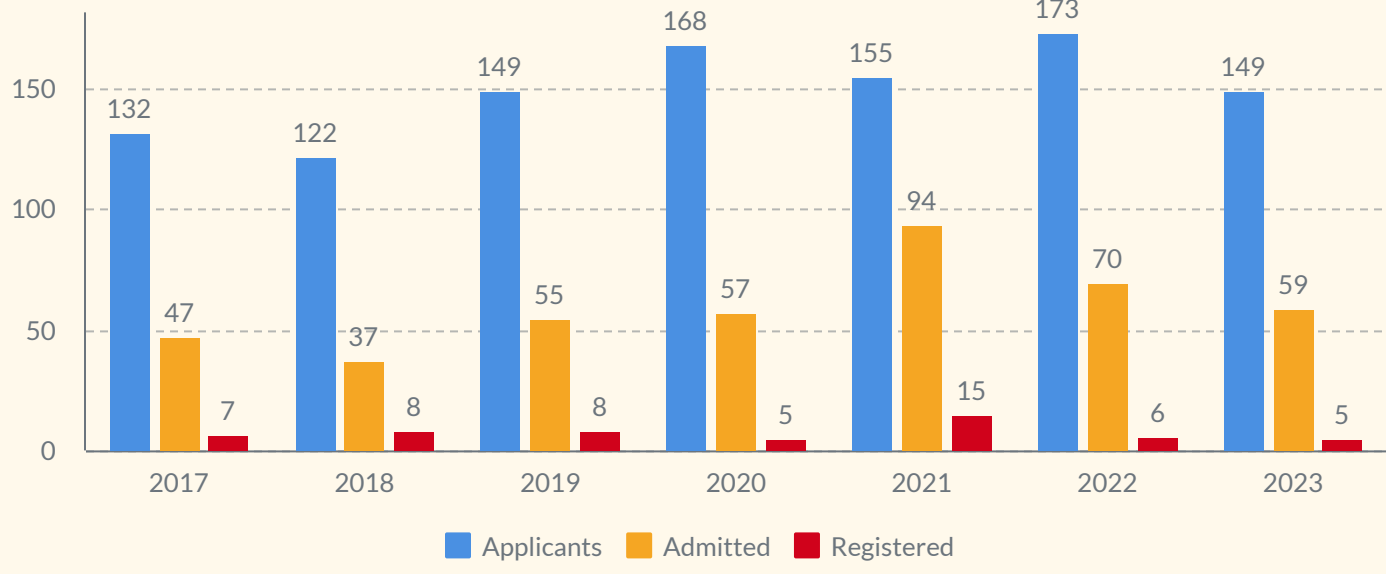
# Critical Race, Gender & Culture Studies At-A-Glance

Factsheet Fall 2023

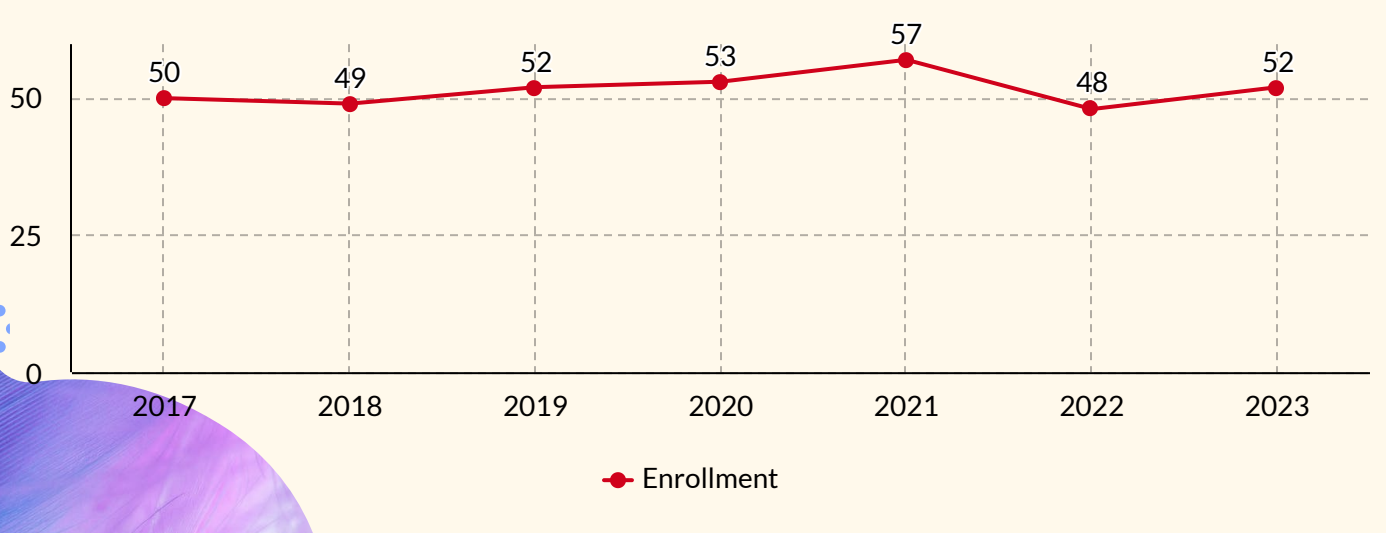
This report was prepared by:  
Office of Institutional Research & Assessment  
<https://www.american.edu/provost/oira/>

## Undergraduate

### Undergraduate Admissions

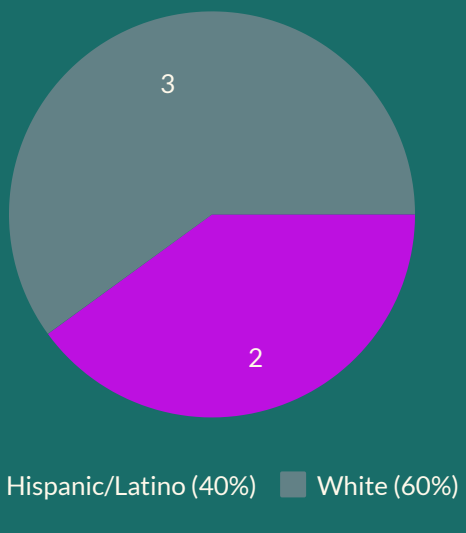


### 7-year Bachelor's Enrollment Trend

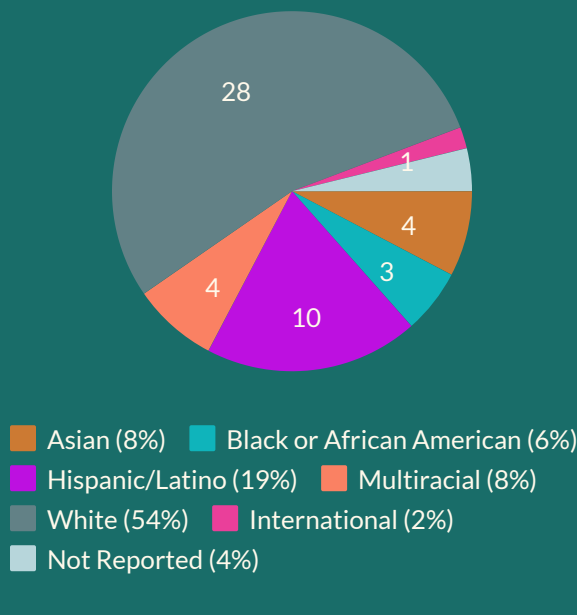


### Undergraduate Race and Ethnicity

#### First-year

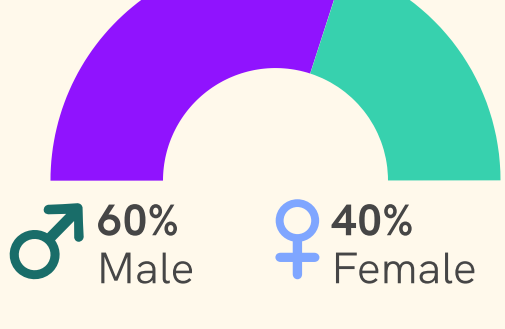


#### Overall

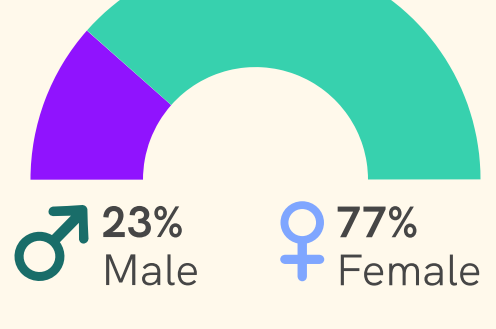


### Undergraduate Students Gender

#### First-year

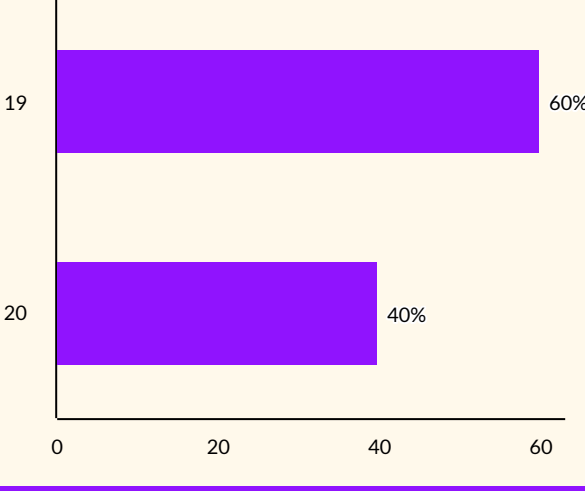


#### Overall

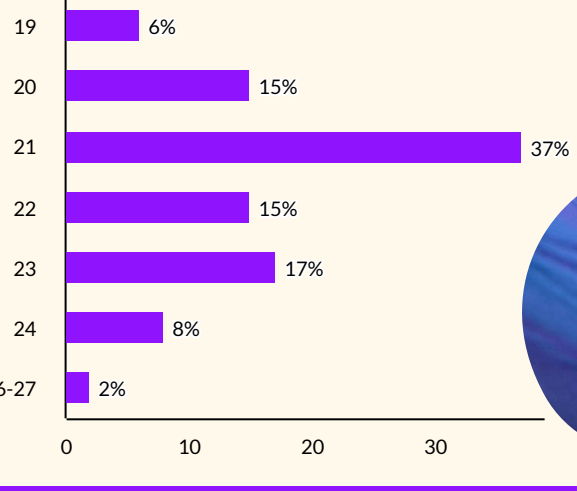


### Students By Age

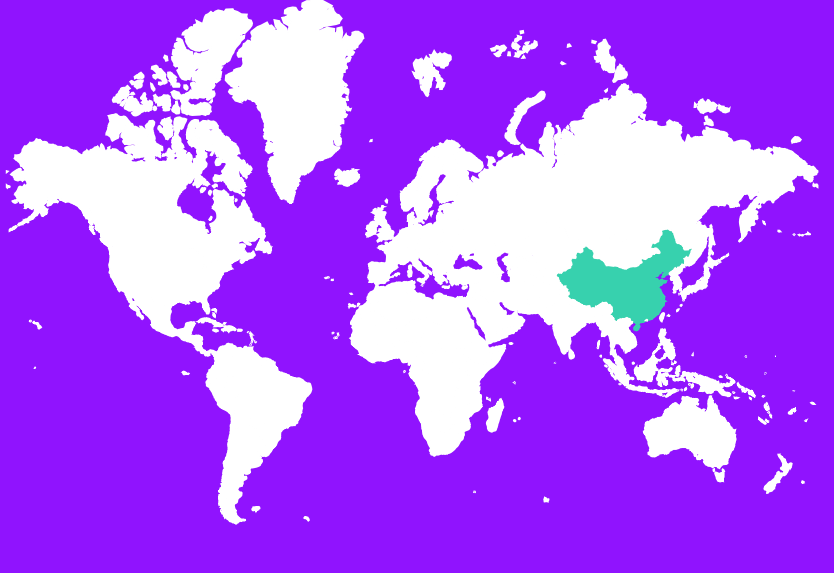
#### First-year



#### Overall



### Top Undergraduate International Enrollment by Country



- |  |  |
|--|--|
| <b>CAS</b><br>1. China (87)<br>2. Vietnam (5)<br>3. UAE (4)<br>3. Brazil (4)<br>3. Japan (4) | <b>Critical Race, Gender &amp; Culture Studies</b><br>1. China (1) |
|--|--|

### Undergraduate Domestic Student Enrollment by Top 3 States

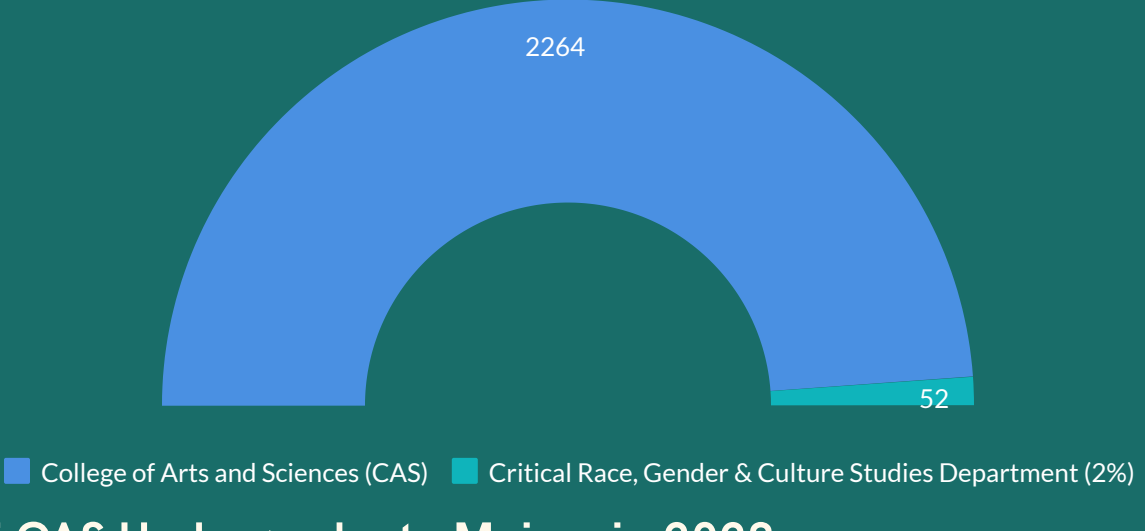
#### First-year

- New York (2)
- California (1)
- Massachusetts (1)
- Pennsylvania (1)

#### Overall

- New York (9)
- Maryland (6)
- Pennsylvania (6)

### Undergraduate Enrollment by Schools and Department (2023)



### Top 5 CAS Undergraduate Majors in 2023

- Psychology (339)
  - Biology (189)
  - Computer Science (125)
  - Economics (123)
  - History (116)
- ...
- Women's, Gender, & Sexuality Studies (21)
  - American Studies (14)
  - Asia/Pacific Diaspora Studies (7)
  - African American/African Diaspora Studies (5)
  - Arab World Studies (3)
  - Asian Studies (2)

### Retention Rate & Graduation Rate

1-Year Retention Rate:  
Full-Time First-Years

**83%**

- 2022 Incoming Cohort: 6
- Returned Fall 2023: 5

6-Year Graduation Rate:  
Full-Time First-Years

**100%**

- 2017 Incoming Cohort: 5
- Graduated in 6 Years: 5

Questions?  
Contact us!  
[oira@american.edu](mailto:oira@american.edu)

Source: [Academic Data Reference Book](#). Data reported elsewhere in AU's internal dashboards and reports may not match data reported here.