

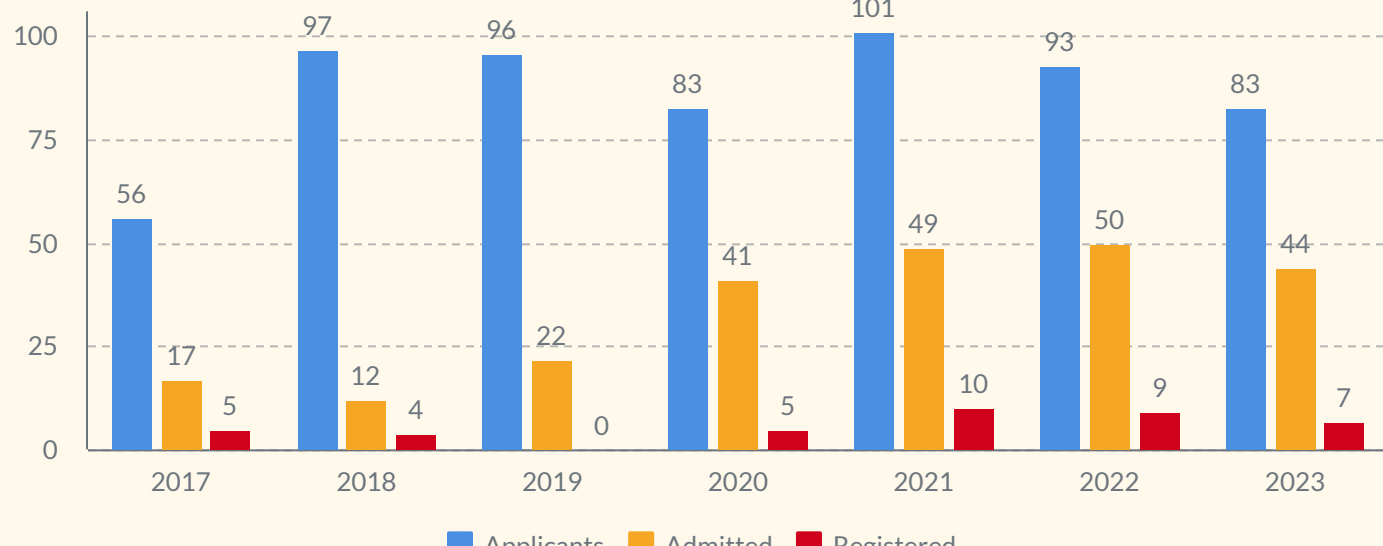
# Physics At-A-Glance

Factsheet Fall 2023

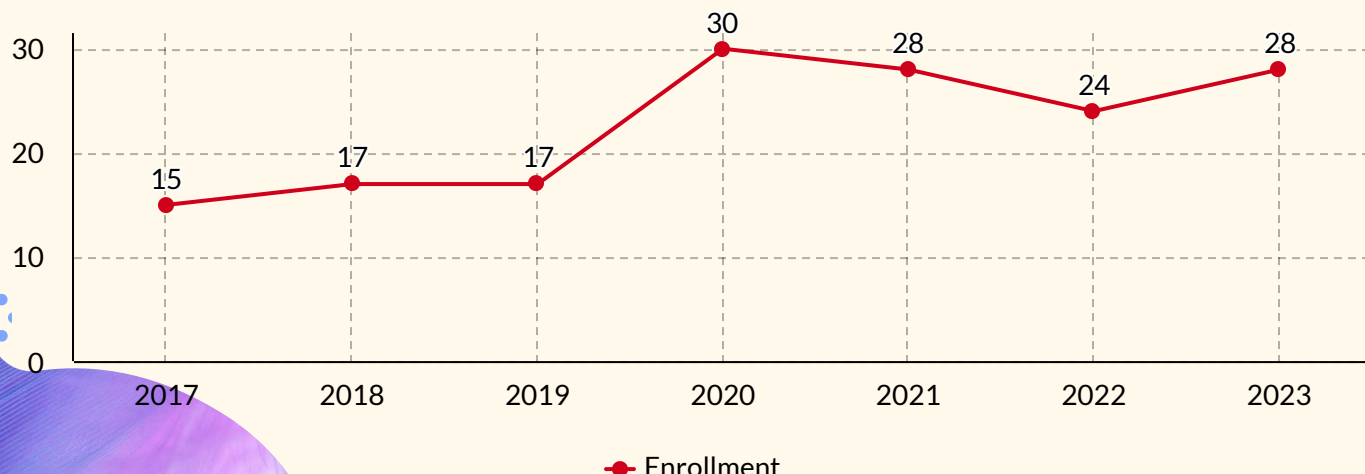
This report was prepared by:  
Office of Institutional Research & Assessment  
<https://www.american.edu/provost/oira/>

## Undergraduate

### Undergraduate Admissions

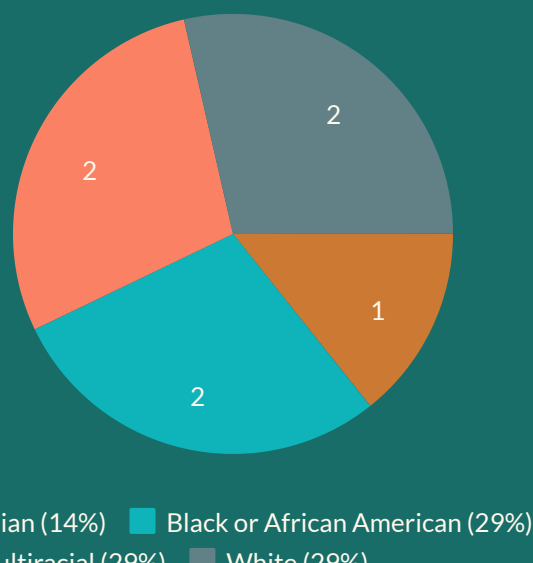


### 7-year Bachelor's Enrollment Trend

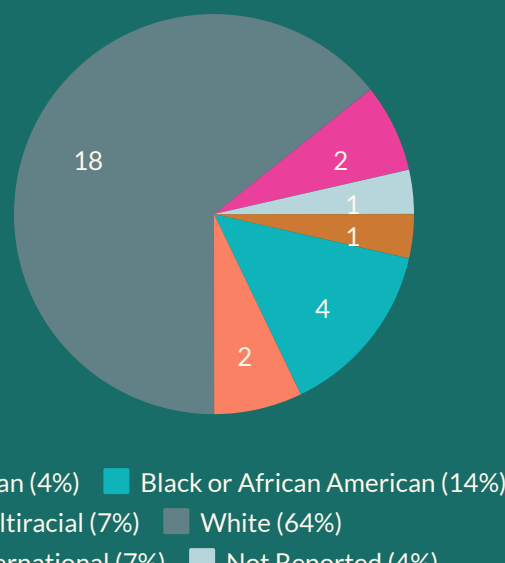


### Undergraduate Race and Ethnicity

#### First-year

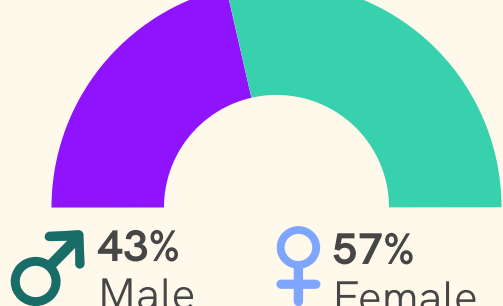


#### Overall

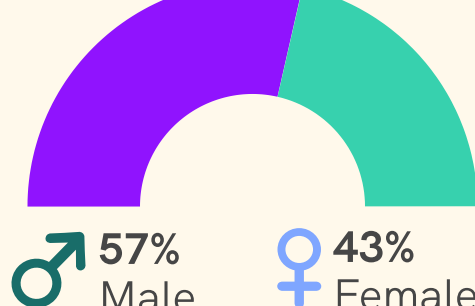


### Undergraduate Students Gender

#### First-year

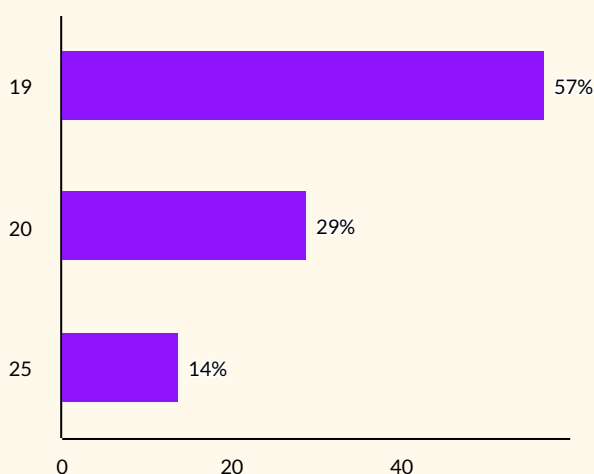


#### Overall

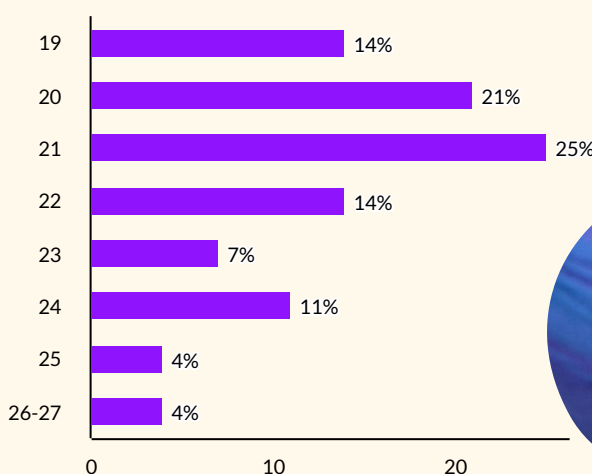


### Students By Age

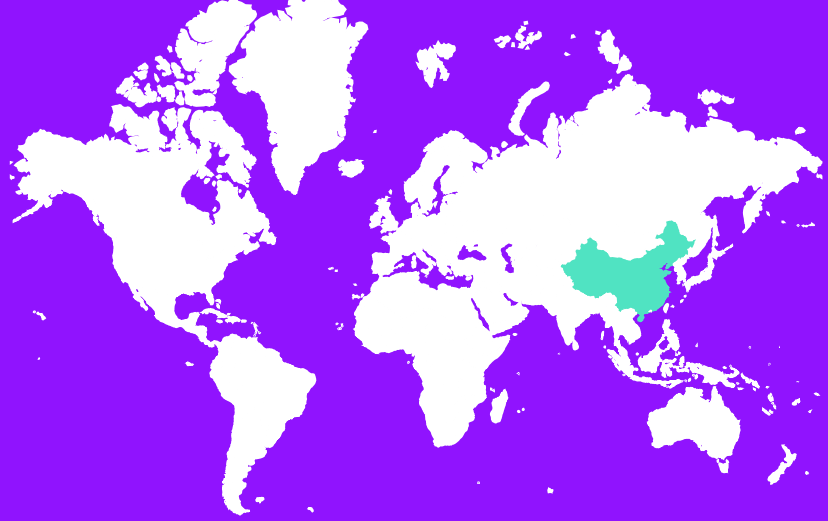
#### First-year



#### Overall



### Top Undergraduate International Enrollment by Country



#### CAS

- China (87)
- Vietnam (5)
- UAE (4)
- Brazil (4)
- Japan (4)

#### Physics

- China (3)

### Undergraduate Domestic Student Enrollment by Top 3 States


#### First-year

- District of Columbia (1), Minnesota (1), North Carolina (1), New Jersey (1), Pennsylvania (1), Rhode Island (1), Virginia (1)

#### Overall

- Pennsylvania (5)
- Virginia (4)
- District of Columbia (2)
- New Jersey (2)
- New York (2)

### Undergraduate Enrollment by Schools and Department (2023)



### Top 5 CAS Undergraduate Majors in 2023

- Psychology (339)
- Biology (189)
- Computer Science (125)
- Economics (123)
- History (116)

Physics (28)

### Retention Rate & Graduation Rate

1-Year Retention Rate:  
Full-Time First-Years

**89%**

- 2022 Incoming Cohort: 9
- Returned Fall 2023: 8

6-Year Graduation Rate:  
Full-Time First-Years

**80%**

- 2017 Incoming Cohort: 5
- Graduated in 6 Years: 4

Questions?  
Contact us!  
[oira@american.edu](mailto:oira@american.edu)

Source: [Academic Data Reference Book](#). Data reported elsewhere in AU's internal dashboards and reports may not match data reported here.